

# COBALT **FASCIA**

LED FASCIA CABINET FOR SPORTS VENUES













## OVERVIEW

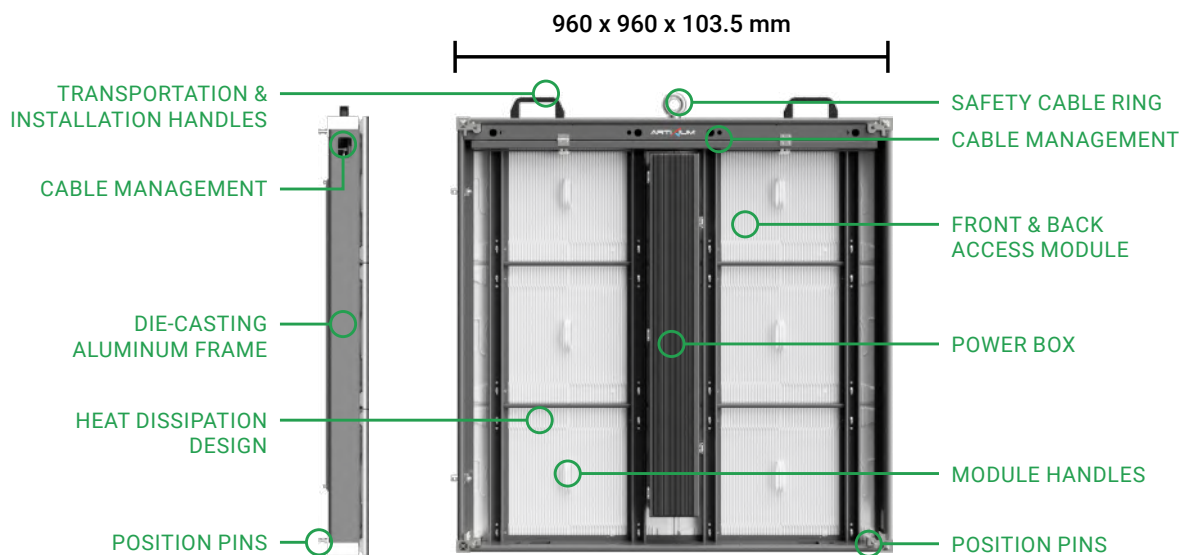
The COBALT FASCIA is the latest evolution of our renowned COBALT product line, specifically adapted for LED fascia applications in stadiums and sports venues. Engineered for maximum visibility thanks to its ultra-high brightness, this product ensures your sponsors stand out—whether at night or in broad daylight. Designed to withstand harsh weather conditions, this LED cabinet delivers long-term performance without compromise.



-  **APPLICATION**  
Outdoor
-  **INGRESS PROTECTION**  
IP68 (front) / IP67 (back)
-  **PIXEL PITCH**  
P10
-  **DISPLAY AREA (W x H)**  
960 x 960 / 960 x 940 / 800 x 1200 mm
-  **BRIGHTNESS**  
≤ 10000 NITS
-  **WEIGHT**  
28 kg/cabinet
-  **MATERIAL**  
Die-casting aluminum
-  **MAINTENANCE**  
Front & back maintenance



## FEATURES





**LIGHT ALUMINUM FRAME**



**CABINETS SECURED BY POSITION PINS**



**BACK & FRONT ACCESS MODULES WITH HEAT DISSIPATION DESIGN**



### **TOP CABLE COVER OPTION**

An optional top cable cover access is available. This feature allows your screen's cabling to be managed directly from the vomitory with more ease.

### **EASY CABINET HANDLING**

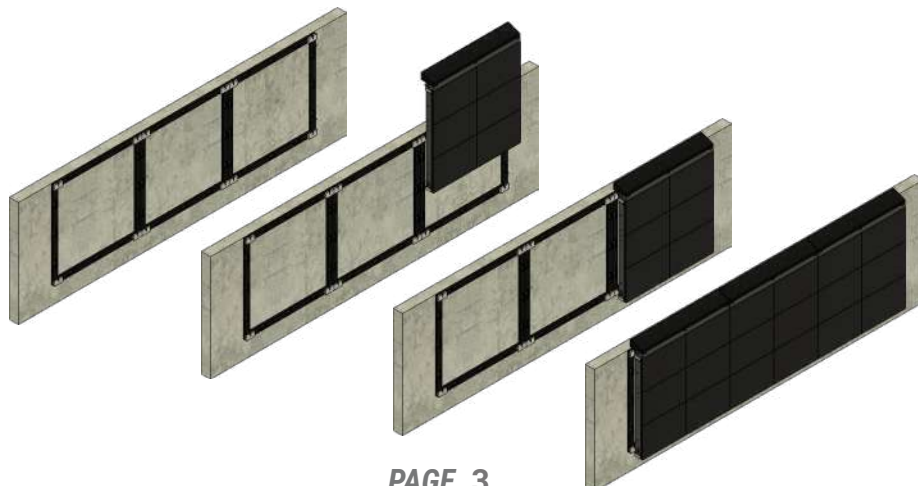
Two handles are attached to each cabinet to facilitate its handling by one person. It is a smart yet rarely implemented concept for products in this category, which will save both time and effort while installing and displacing the cabinets. An additional security ring is added in order to secure the cabinets and to prevent them from falling down.



### **FLAWLESS INSTALLATION**

Once the mounting frames with upward maintenance option have been installed, which is facilitated by a frame and pin system, each cabinet placed upon them will be perfectly aligned and jointed to one another, offering the audience of

your matches a flawless visual experience for each of your sponsors' messages. Additional lateral screws can be added to secure the positioning even further, although they are not necessary to achieve a perfect result.





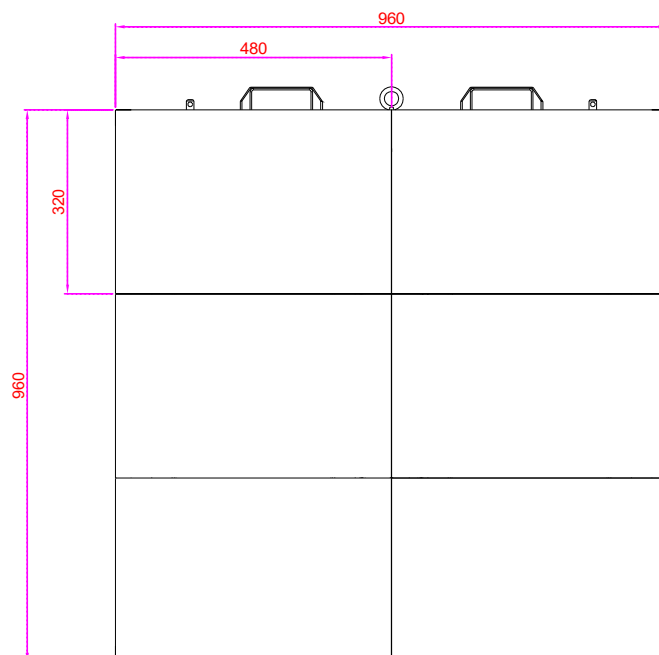
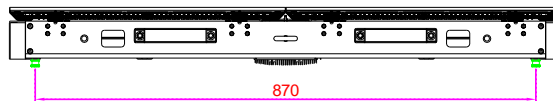
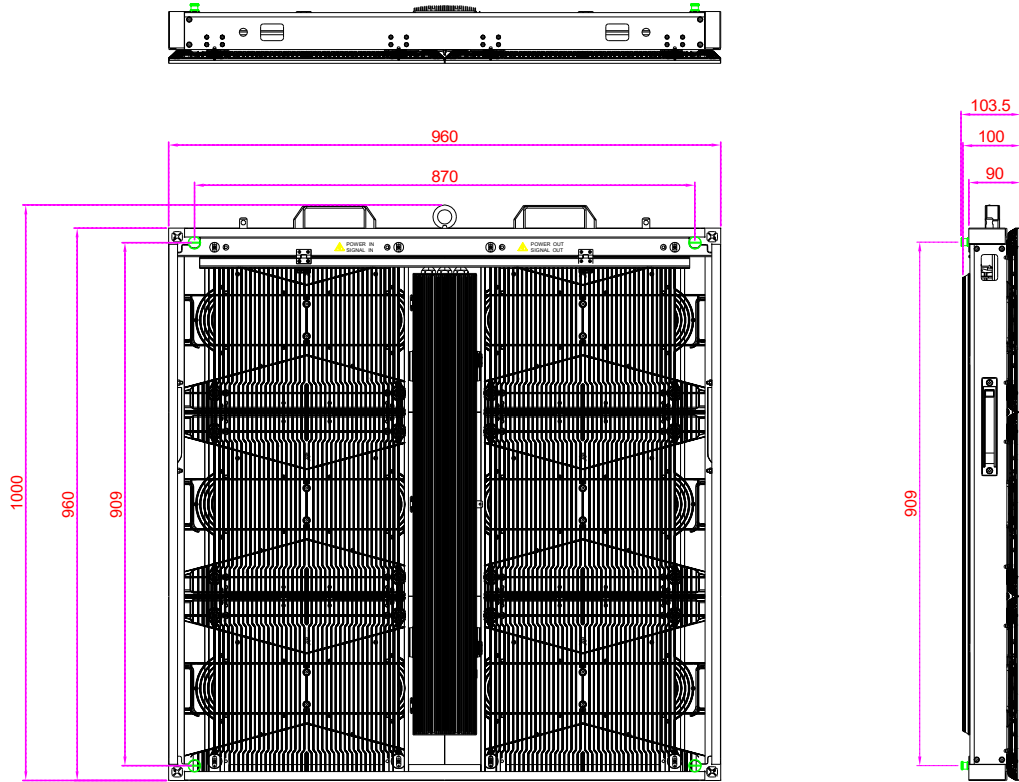
## TECHNICAL SPECIFICATIONS

Product Parameters	Unit	OUTDOOR
		10
Pixel Pitch	mm	10,00
LED		SMD2727
Application		Outdoor fascia
Ingress Protection	IP	IP68 (front) /IP67 (rear)
Brightness	cd/m <sup>2</sup>	≤ 10000 Nits @5volts
Color Temperature after calib (adjustable)	deg. K	6500
Viewing Angle (50% brightness)	deg.	140V / 180(+/-90) H
Cabinet Size (WxHxD)	mm	960 x 960 x 101 / 960 x 640 x 101 / 800 x 1200 x 101 (COBALT FASCIA 400)
Display area (WxH)	mm	960 x 960 / 960 x 940 / 800 x 1200 (COBALT FASCIA 400)
Module Size (WxHxD)	mm	480 x 320 x 26 / 400 x 300 x 26 (COBALT FASCIA 400)
Pixel Matrix Per Cabinet (WxH)	px	96 x 96
Pixel Matrix Per Module (WxH)	px	48 x 32
Pixel Density	px/m <sup>2</sup>	10000
Cabinet weight	kg	27
Cabinet Material		Die-casting aluminum
Maintenance Mode		Back & Front
Mask specification		95% Plastic + 5% Fiber / SS Screws / Shaders
Contrast Ratio		High
Grey scale (linear)	bit	15
Brightness control	bit	16
Processing depth	bit	16
Color		281 Trillions
Display Refresh Rate	Hz	3840
Operation Power	V	AC110-220V
Max. Power Consumption	W/m <sup>2</sup>	550
Average Power Consumption	W/m <sup>2</sup>	200
Control Mode		Synchronization
Video Frame Rate	Hz	50/60Hz
Input Types Supported		DVI / SDI / HDMI
3D ready (optional)		Yes
Calibration		Yes
Lifetime (50% brightness)	h	50000
Operating Humidity Range		10-95%
Operating Temperature Range		-20°C / +60°C
Screen Uniformity Correction		Yes
Certification		EMC CLASS B / CE / ETL / CCC
Available options		Top cable management cover
Compatibility		-



## TECHNICAL DRAWINGS

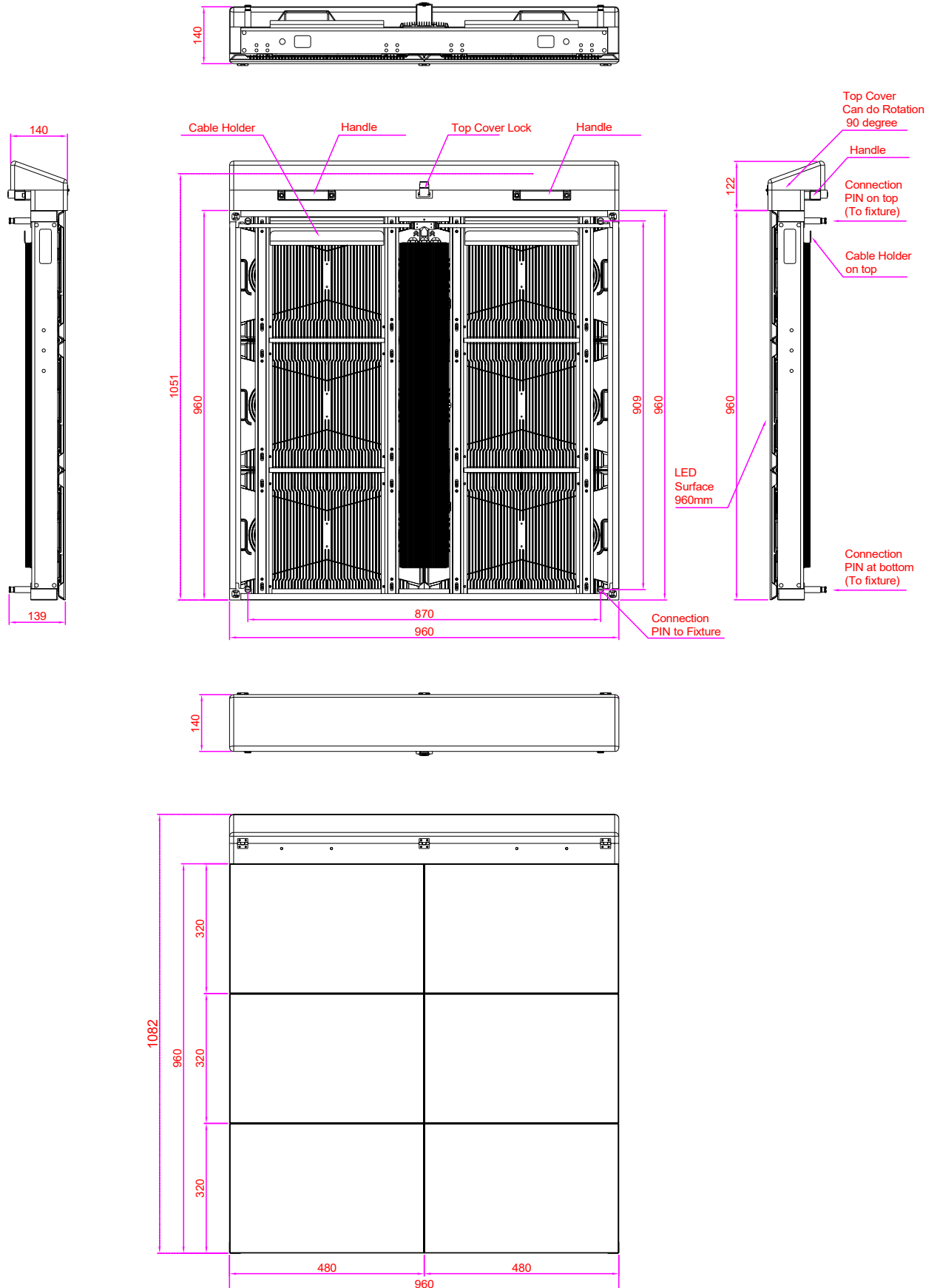
CABINET





## TECHNICAL DRAWINGS

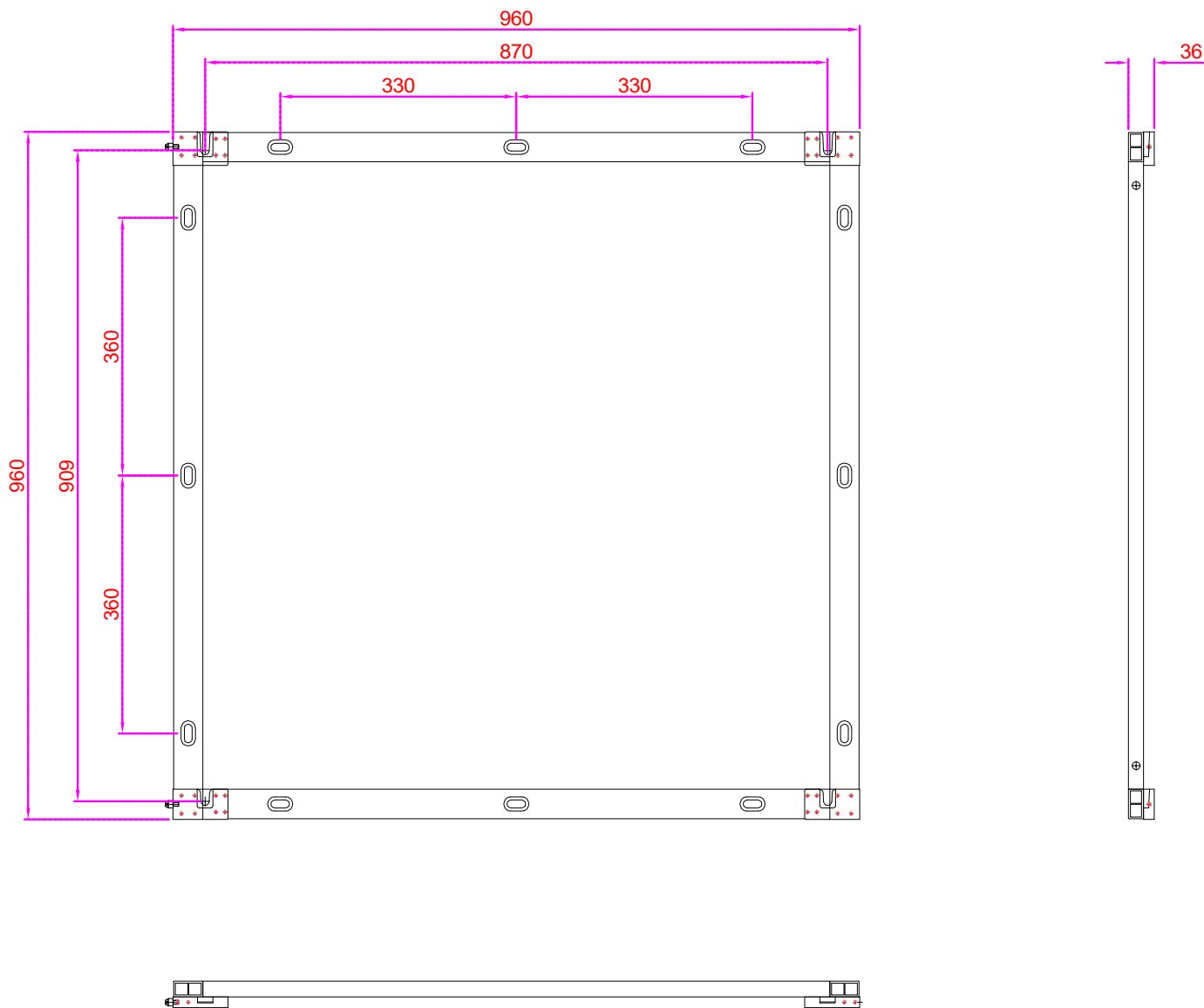
CABINET WITH TOP COVER OPTION





## TECHNICAL DRAWINGS

SUPPORT FRAME





# CONTACT

The Artixium regional branches are the key for the growth and development of our global network all over the world. Artixium's team is a spectrum of different nationalities and cultures, reflecting their global presence and mindset, mak-

ing their communication smooth and hassle-free with clients from all around the world. Customer care, Innovation and flexibility has always been our values and we intend to keep this reputation for many years to come.

## ARTIXIUM FRANCHISES

*"From your project's conception to its completion."*



112 Avenue Franklin Roosevelt  
69120 Vaulx-en-Velin  
France



Artixium Operational Center  
518000 Shenzhen  
China




Weissensteinstrasse 90b,  
46149 Oberhausen  
Germany




Merkez Mah. Baglar Cad. A  
Blok Apt. No: 14D/13 Kagithane, Istanbul  
Turkey




 [www.artixium.com](http://www.artixium.com)

 0 428 001 801

 [linkedin.com/company/artixium](https://www.linkedin.com/company/artixium)

 [x.com/artixium](https://x.com/artixium)

 [contact@artixium.com](mailto:contact@artixium.com)

 [youtube.com/@artixium](https://www.youtube.com/@artixium)

 [facebook.com/artixium](https://www.facebook.com/artixium)

 [instagram.com/artixium](https://www.instagram.com/artixium)



Since its creation in 2012 by two european entrepreneurs, Artixium has been evolving and always looking for innovative ways to contribute to the digital transition of our world. It only took a few years for Artixium to become a key player in the LED display industry.

---

[www.artixium.com](http://www.artixium.com)